

Scaled data based on original data using
LM-79-08 Approved Method: Electrical and Photometric Measurements of Solid-
State Lighting Products

Test Report Prepared for
Cooper Lighting Solutions
(formerly Eaton)

Brand: STREETWORKS

Report Number: P479750

Luminaire Tested: **IFLD-S-SA2A-750-U-5WQ**

Issue Date: 02/26/2021



Test Information

Test Method: LM-79-08
Report Number: P479750
Test Lab: INNOVATION CENTER(G2)
Issue Date: 02/26/2021
Manufacturer: COOPER LIGHTING SOLUTIONS (FORMERLY EATON)
Product Line: STREETWORKS
Catalog Number: IFLD-S-SA2A-750-U-5WQ
Description: Infrastructure Flood – Middle Tier Light Square Luminaire w/ 5WQ distribution lens
Light Source: (32) 5000K CCT, 70 CRI LEDs
Ballast/Driver: ELECTRONIC DRIVER

Summary

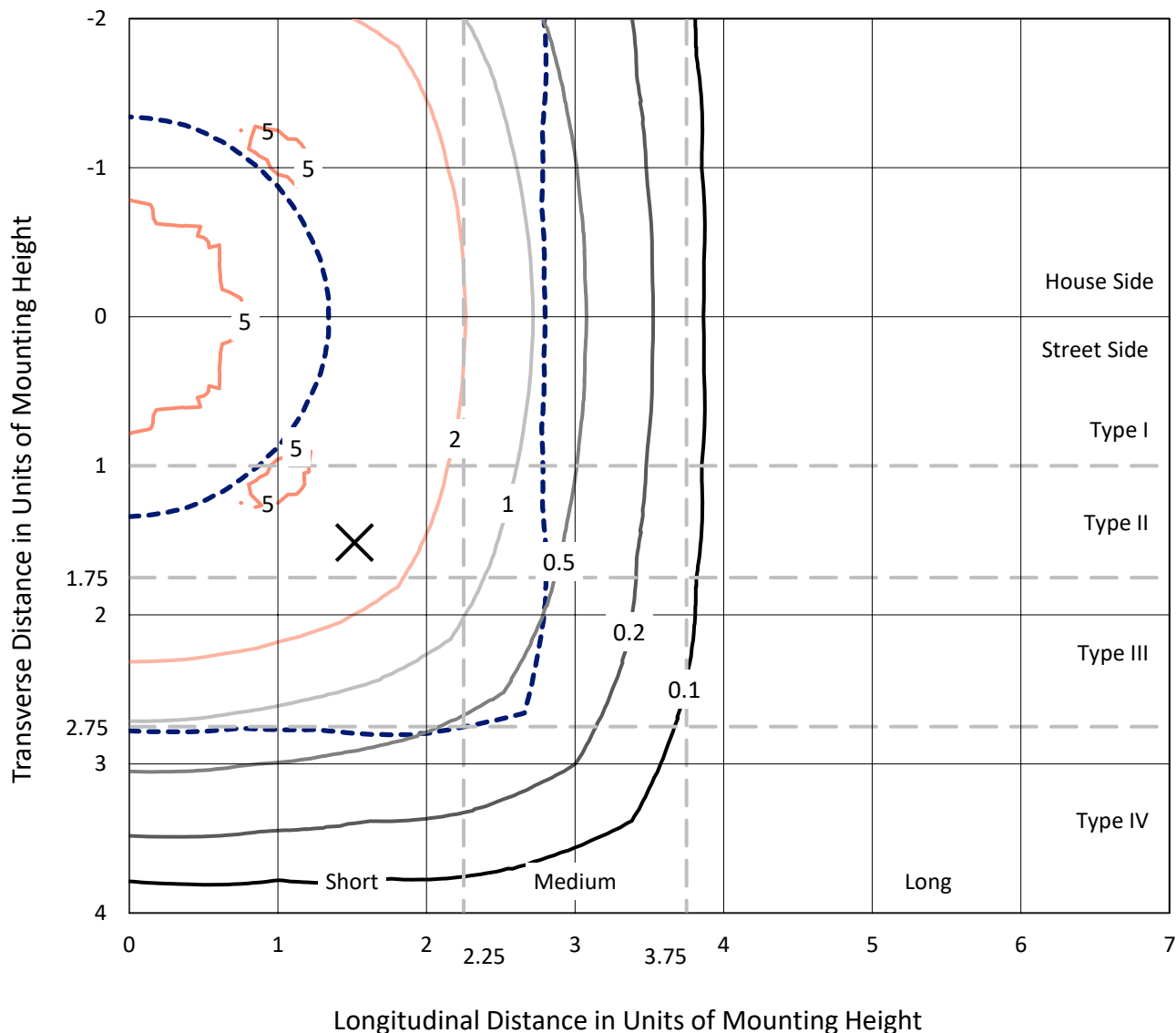
Lumens per Lamp: N/A
Luminaire Lumens: 9691 lumens
Efficiency: N/A
Efficacy: 151.9 lumens/watt
Luminous Opening: Rectangular (W 1' x L: 0.5' x H: 0')
IES Classification: Type V - Short
BUG Rating: B3 - U0 - G2

Input Watts (W): 63.8
Input Voltage (V): 120
Input Current (Ain): NR
Voltage Rise (V): NR
Power Factor: NR
Total Harmonic Distortion (THDi): NR
Frequency (hertz): 60
Stabilization Time: NR
Operation Time: NR
Ambient Temperature (°C): NR
Test Distance: 24 FT

REPORT NUMBER: P479750
 CATALOG NUMBER: IFLD-S-SA2A-750-U-5WQ

Iso-Footcandle Lines of Horizontal Illumination

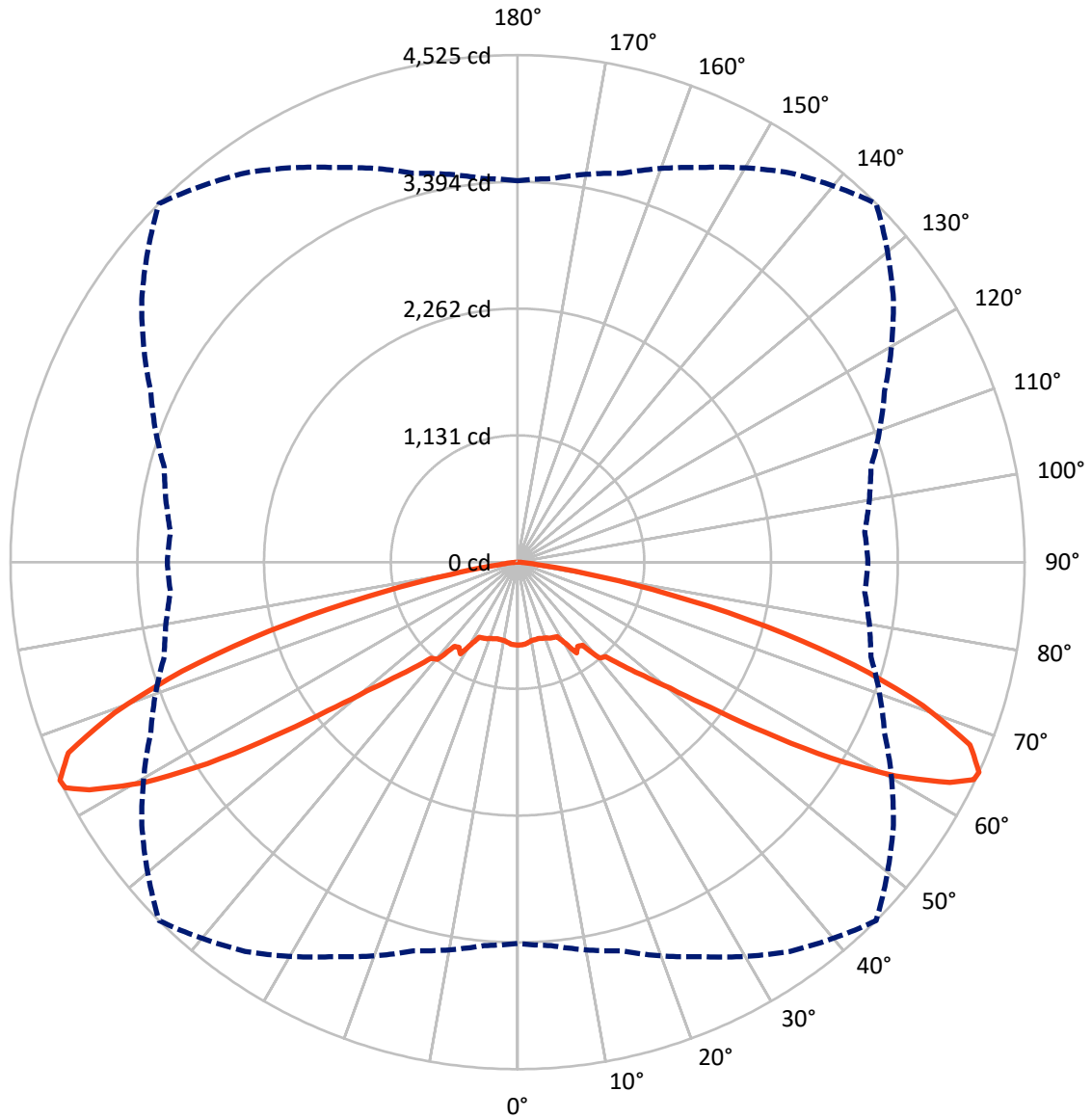
× Max cd
 - - - 1/2 Max cd



Based on 10 foot mounting height. Maximum calculated value = 7.4 fc
 Type V - Short - N/A

REPORT NUMBER: P479750
CATALOG NUMBER: IFLD-S-SA2A-750-U-5WQ

Luminous Intensity Polar Plot



— Vertical Plane Through 45-Deg Lateral - - - Horizontal Cone Through 65-Deg Vertical

REPORT NUMBER: P479750

CATALOG NUMBER: IFLD-S-SA2A-750-U-5WQ

FLUX DISTRIBUTION:

		Downward	Upward	Total
House Side	Lumens	4845.5	0.0	4845.5
	% Fixture	50.0	0.0	50.0
Street Side	Lumens	4845.5	0.0	4845.5
	% Fixture	50.0	0.0	50.0
Total	Lumens	9691.0	0.0	9691.0
	% Fixture	100.0	0.0	100.0

ZONAL LUMENS:

Zone	Lumens	% Fixture
0°-10°	69.5	0.7
10°-20°	204.2	2.1
20°-30°	353.5	3.6
30°-40°	587.9	6.1
40°-50°	1060.6	10.9
50°-60°	2362.6	24.4
60°-70°	3521.1	36.3
70°-80°	1459.2	15.1
80°-90°	72.3	0.7
90°-100°	0.0	0.0
100°-110°	0.0	0.0
110°-120°	0.0	0.0
120°-130°	0.0	0.0
130°-140°	0.0	0.0
140°-150°	0.0	0.0
150°-160°	0.0	0.0
160°-170°	0.0	0.0
170°-180°	0.0	0.0
0°-90°	9691.0	100.0
0°-180°	9691.0	100.0

Coefficient of Utilization



REPORT NUMBER: P479750

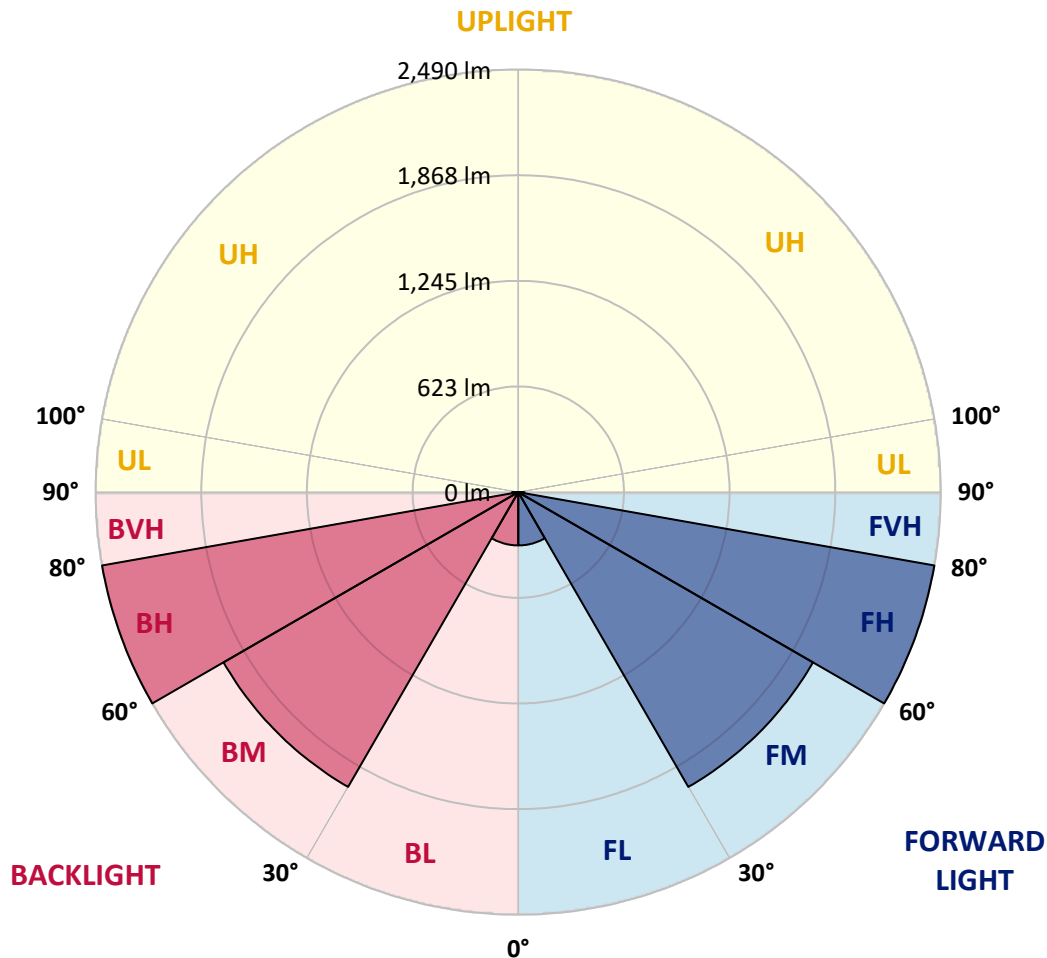
CATALOG NUMBER: IFLD-S-SA2A-750-U-5WQ

LUMINAIRE CLASSIFICATION SYSTEM LUMEN TABLE AND BUG RATING:

Zone	Lumens	% Fixture	Zone Rating/Lumen Limit		
			B	U	G
FL (0°-30°)	313.7	3.2			
FM (30°-60°)	2005.5	20.7			
FH (60°-80°)	2490.1	25.7			G2/5000
FVH (80°-90°)	36.1	0.4			G1/100
BL (0°-30°)	313.7	3.2	B1/500		
BM (30°-60°)	2005.5	20.7	B2/2500		
BH (60°-80°)	2490.1	25.7	B3/2500		G2/5000
BVH (80°-90°)	36.1	0.4			G1/100
UL (90°-100°)	0.0	0.0		U0/0	
UH (100°-180°)	0.0	0.0		U0/0	

BUG Rating: B3-U0-G2

Type V Short





REPORT NUMBER: P479750
 CATALOG NUMBER: IFLD-S-SA2A-750-U-5WQ

CANDELA DISTRIBUTION (FULL):

	0°	5°	15°	25°	35°	45°	55°	65°	75°	85°	90°
0°	740.9	740.9	740.9	740.9	740.9	740.9	740.9	740.9	740.9	740.9	740.9
2.5°	732.4	734.5	733.4	733.4	736.7	738.8	739.9	750.6	746.3	749.5	746.3
5°	734.5	734.5	736.7	734.5	736.7	734.5	736.7	733.4	736.7	738.8	742.0
7.5°	730.2	728.1	724.9	724.9	723.8	721.7	718.4	727.0	722.7	725.9	731.3
10°	731.3	728.1	717.4	719.5	709.9	709.9	712.0	712.0	721.7	732.4	735.6
12.5°	731.3	724.9	721.7	707.7	707.7	708.8	714.2	716.3	722.7	727.0	737.7
15°	731.3	728.1	722.7	704.5	708.8	706.7	712.0	712.0	725.9	733.4	738.8
17.5°	735.6	737.7	728.1	711.0	712.0	716.3	713.1	716.3	733.4	738.8	746.3
20°	736.7	728.1	724.9	714.2	723.8	721.7	720.6	727.0	732.4	742.0	750.6
22.5°	734.5	737.7	724.9	723.8	732.4	736.7	738.8	731.3	737.7	744.1	751.6
25°	752.7	740.9	737.7	735.6	739.9	744.1	742.0	748.4	748.4	755.9	765.6
27.5°	802.0	803.0	796.6	770.9	762.3	752.7	757.0	774.1	794.5	810.5	813.7
30°	824.4	828.7	845.9	841.6	838.4	841.6	840.5	844.8	846.9	848.0	844.8
32.5°	844.8	842.7	835.2	854.4	917.6	965.8	919.7	856.6	842.7	838.4	842.7
35°	918.7	918.7	902.6	878.0	911.2	923.0	901.5	871.6	888.7	924.0	926.2
37.5°	1014.0	1000.0	1006.5	1003.3	966.9	941.2	978.6	997.9	1001.1	1000.0	1010.8
40°	1070.7	1061.1	1051.4	1068.6	1101.8	1125.3	1092.1	1046.1	1057.9	1081.4	1071.8
42.5°	1200.3	1175.6	1177.8	1160.7	1159.6	1152.1	1144.6	1147.8	1164.9	1191.7	1196.0
45°	1333.0	1344.8	1337.3	1305.2	1320.2	1320.2	1298.8	1314.8	1323.4	1354.5	1358.7
47.5°	1540.8	1535.4	1538.6	1509.7	1508.6	1516.1	1508.6	1509.7	1536.5	1534.3	1522.6
50°	1783.8	1798.8	1803.1	1789.2	1772.0	1768.8	1757.0	1772.0	1788.1	1789.2	1779.5
52.5°	2120.0	2136.1	2136.1	2140.4	2161.8	2151.1	2148.9	2150.0	2118.9	2097.5	2108.2
55°	2544.0	2549.4	2567.6	2605.0	2670.4	2678.9	2638.2	2620.0	2563.3	2529.0	2555.8
57.5°	2962.7	2984.1	3034.4	3131.8	3212.1	3299.9	3182.2	3062.2	2950.9	2896.3	2905.9
60°	3310.6	3341.7	3438.1	3574.0	3796.8	3877.1	3677.9	3472.3	3246.4	3079.4	3146.8
62.5°	3474.5	3522.6	3604.0	3879.2	4213.3	4328.9	4036.6	3662.9	3320.3	3159.7	3156.5
64°	3475.5	3483.0	3645.8	3942.4	4286.1	4509.8	4123.3	3662.9	3338.5	3140.4	3176.8
65°	3403.8	3434.9	3592.2	3884.6	4240.0	4524.8	4093.3	3612.6	3263.5	3109.4	3126.5
67.5°	3078.3	3077.2	3222.8	3513.0	4006.6	4354.6	3838.5	3331.0	3078.3	2911.3	2931.6
70°	2335.2	2372.7	2511.9	2868.4	3467.0	3839.6	3356.7	2831.0	2516.2	2382.3	2374.8
72.5°	1397.3	1446.5	1624.3	2059.0	2692.8	3145.8	2663.9	2094.3	1715.3	1503.3	1508.6
75°	637.1	673.5	795.5	1149.9	1794.5	2299.9	1805.2	1211.0	868.3	733.4	714.2
77.5°	178.8	201.3	268.7	527.9	985.1	1379.1	1012.9	583.5	379.0	314.8	308.4
80°	80.3	84.6	95.3	128.5	312.6	608.2	418.6	214.1	142.4	117.8	112.4
82.5°	43.9	47.1	62.1	66.4	88.9	161.7	138.1	100.6	85.7	68.5	66.4
85°	24.6	25.7	35.3	35.3	42.8	47.1	50.3	53.5	52.5	38.5	37.5
87.5°	7.5	8.6	10.7	10.7	10.7	10.7	17.1	23.6	25.7	18.2	18.2
90°	0.0	0.0	0.0	0.0	0.0	0.0	0.0	0.0	0.0	0.0	0.0

(END OF REPORT)